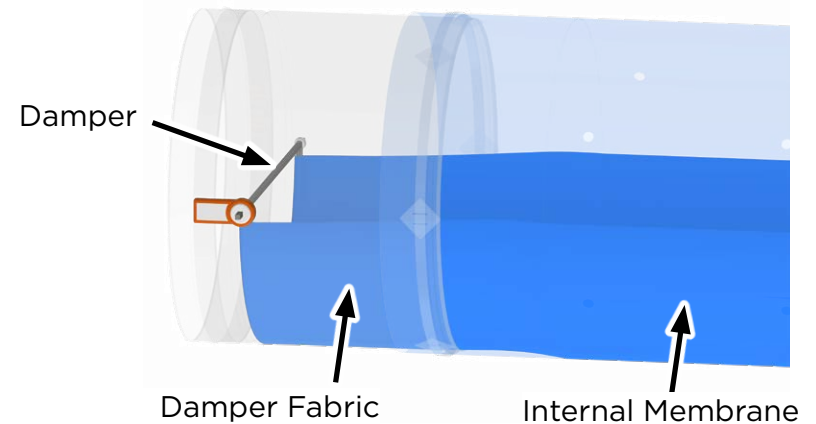


The Directional Damper uses an internal fabric membrane to direct airflow through either the top or the bottom of a DuctSox system. The inner fabric membrane allows the unit to switch between two custom-designed air dispersion patterns to achieve the desired heating and cooling conditions.

The most common use for the Directional Damper is to disperse hot air through the bottom of the system and disperse cool air through the top of the system during heating and cooling cycles.

INTERNAL VIEW



FEATURES & BENEFITS


- System equipped with a Belimo Series CMB24 motorized actuator that can be connected to a BAS system or a simple power switch, depending on your application.
- Easy and fast installation: The damper fabric is connected to the internal membrane by a zipper for ease of handling and removing.
- Available up to 36" diameter.
- Elbows and Tee connections are available.
- The damper and internal membrane allow independent heating and cooling modes to match the needs of the space.
- Warm air can be directed downward, while cool air can be directed up to spread across space and drop into the occupied zone.
- Utilize fresh air for worker comfort in industrial applications. Fresh air is directed down in the summer using velocity to cool workers and then directed up during the winter.
- Design flexibility for two independent CFM configurations.

AIRFLOW CONFIGURATIONS


INTERNAL VIEW



↓ = ↑
DAMPER DOWN **AIRFLOW UP**



↑ = ↓
DAMPER UP **AIRFLOW DOWN**



Patent: www.ductsox.com/patents